

Prices - Dec-24

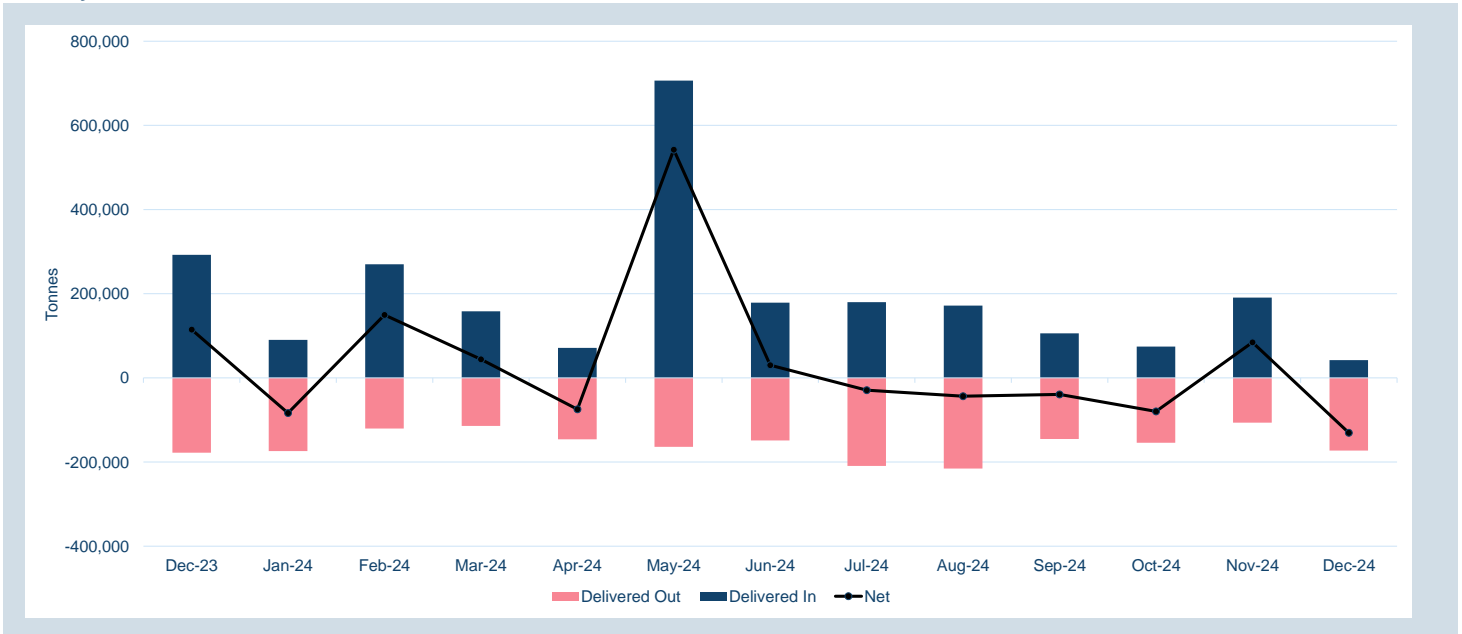
Contract	Official Cash Settlement Price				Official 3 Month Price			
	Average	Low	High	*M/M Change %	Average	Low	High	*M/M Change %
LME Aluminium	\$2,538.43	\$2,470.00	\$2,620.50	-1.7%	\$2,573.05	\$2,512.00	\$2,644.00	-1.5%
LME Aluminium Alloy	\$2,253.95	\$2,251.00	\$2,255.00	0.3%	\$2,255.00	\$2,255.00	\$2,255.00	0.0%
LME NASAAC	\$2,450.00	\$2,450.00	\$2,450.00	0.0%	\$2,450.00	\$2,450.00	\$2,450.00	0.0%
LME Copper	\$8,919.53	\$8,706.00	\$9,104.00	-1.7%	\$9,036.00	\$8,821.50	\$9,216.00	-1.8%
LME Lead	\$1,994.05	\$1,921.50	\$2,071.50	0.3%	\$2,023.40	\$1,957.00	\$2,097.00	-0.1%
LME Nickel	\$15,470.50	\$14,965.00	\$15,980.00	-1.7%	\$15,707.50	\$15,180.00	\$16,200.00	-1.9%
LME Tin	\$28,877.75	\$28,205.00	\$29,625.00	-3.0%	\$29,126.75	\$28,600.00	\$29,900.00	-2.7%
LME Zinc	\$3,043.00	\$2,958.00	\$3,110.50	1.5%	\$3,064.55	\$2,974.00	\$3,133.00	1.9%
LME Cobalt	\$24,300.00	\$24,300.00	\$24,300.00	0.0%	\$24,300.00	\$24,300.00	\$24,300.00	0.0%

* Percentage change in average price from previous month

Warehouse stock movements (tonnes) - Dec-24

Contract	Delivered In	Delivered Out	Net	Closing
LME Aluminium	3,125	61,950	58,825	634,650
LME Aluminium Alloy	40	40	-	1,600
LME NASAAC	-	-	-	220
LME Copper	10,875	10,250	625	271,350
LME Lead	650	30,125	29,475	242,200
LME Nickel	15,672	16,332	660	162,474
LME Tin	620	640	20	4,760
LME Zinc	11,225	53,400	42,175	234,100
LME Cobalt	-	-	-	128
Total	42,207	172,737	130,530	1,551,482

Monthly Warehouse Stock Movements



© The London Metal Exchange - An HKEX Company, 10 Finsbury Square, London EC2A 1AJ

The information contained within this presentation is for illustrative and educational purposes only and should not be relied upon in making any investment decision. The past performance of any commodity, derivative or other product referred to in the presentation cannot be relied upon as a guide to its future performance. Whilst every effort has been made to ensure the information is up-to-date and correct, the LME cannot guarantee that it is completely accurate and free from human error. The information is published "as is" without any warranty of any kind, express or implied, as to accuracy of the information and the LME shall not be liable for any losses or damage that may result from use of the presentation as a consequence of any inaccuracies in, or any omissions from, the information which it may contain. The information may not be reproduced, distributed or transmitted to any other person or incorporated in any way into another publication or other material.

Volumes - Dec-24

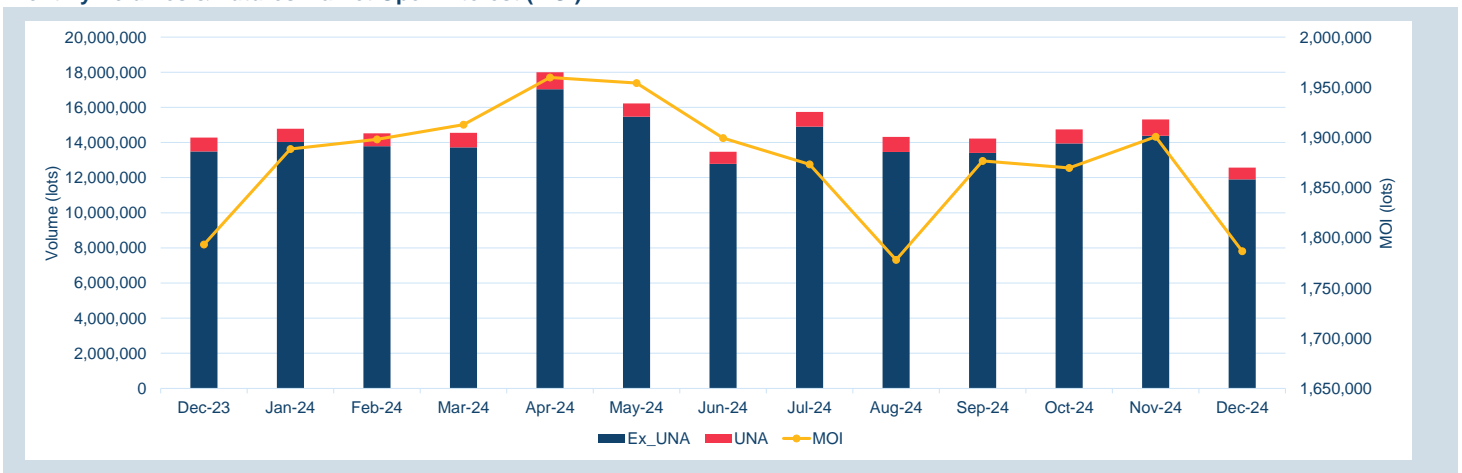
Contract	ADV (lots)	ADV Y/Y change % *	Volume Year to date (lots)	Tonnes Year to date (millions)	Futures Market Open Interest **
Non-ferrous metals (futures, traded options and TAPOs)					
LME Aluminium	243,917	-26.8%	70,413,027	1,760	722,464
LME Aluminium Alloy	2	16.1%	2,283	0	-
LME NASAAC	-	-100.0%	15	0	-
LME Copper	134,093	-18.4%	40,180,679	1,005	334,340
LME Lead	68,719	-8.2%	18,674,826	467	165,127
LME Nickel	72,359	25.3%	17,651,288	106	241,417
LME Tin	6,603	7.7%	1,686,767	8	21,291
LME Zinc	98,377	-10.6%	28,346,961	709	258,829
LME M A Futures***	323	-18.2%	87,238	2	9,955
LMEminis	-	-	-	-	-
LME Premiums					
LME Aluminium Premium Duty paid US Midwest (Platts)	-	-	930	0	210
LME Aluminium Premium Duty Paid European (Fastmarkets MB)	99	318.0%	19,680	0	2,985
LME Aluminium Premium Duty Unpaid European (Fastmarkets MB)	-	-	1,800	-	-
Minor Metals (futures)					
LME Cobalt	-	-	1,600	0	145
Ferrous (futures)					
LME Steel HRC FOB China (Argus)	398	320.3%	122,316	1	3,466
LME Steel HRC N. America (Platts)	-	-	-	-	-
LME Steel Scrap CFR Turkey (Platts)	3,404	-29.7%	1,222,602	12	24,841
LME Steel Scrap CFR India (Platts)	3	31.5%	632	0	25
LME Steel Rebar FOB Turkey (Platts)	238	162.4%	57,458	1	1,587
LME Steel Scrap CFR Taiwan (Argus)	1	-52.5%	219	0	4
LME HRC NW Europe (Argus)	-	-	-	-	-
Precious (futures)					
LME Gold	-	-	-	-	-
Total	628,537	-16.4%	178,470,321	4,071	1,786,686
Total (excl. UNA)	595,090				

*Percentage year-on-year change between current month and corresponding month in the previous year.

**Last trading day of month

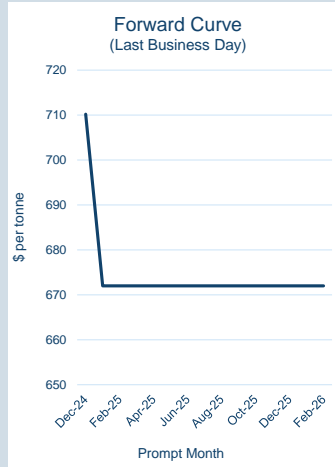
***LME Monthly Average Futures include contracts for aluminium, aluminium alloy, NASAAC, copper, nickel, lead, tin and zinc

Monthly Volumes & Futures Market Open Interest (MOI)



© The London Metal Exchange - An HKE X Company. 10 Finsbury Square, London EC2A 1AJ

The information contained within this presentation is for illustrative and educational purposes only and should not be relied upon in making any investment decision. The past performance of any commodity, derivative or other product referred to in the presentation cannot be relied upon as a guide to its future performance. Whilst every effort has been made to ensure the information is up-to-date and correct, the LME cannot guarantee that it is completely accurate and free from human error. The information is published "as is" without any warranty of any kind, express or implied, as to accuracy of the information and the LME shall not be liable for any losses or damage that may result from use of the presentation as a consequence of any inaccuracies in, or any omissions from, the information which it may contain. The information may not be reproduced, distributed or transmitted to any other person or incorporated in any way into another publication or other material.

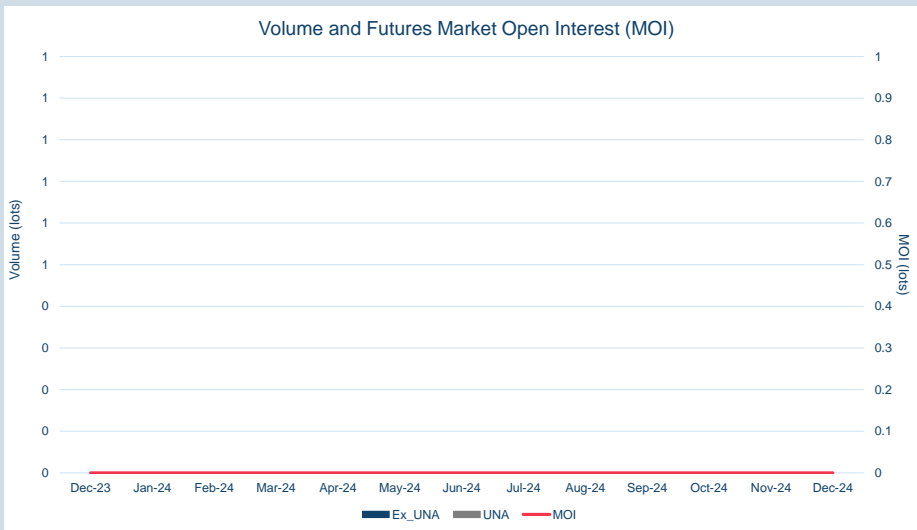


Front Month	
Average	\$736.66
Minimum	\$706.64
Maximum	\$803.36

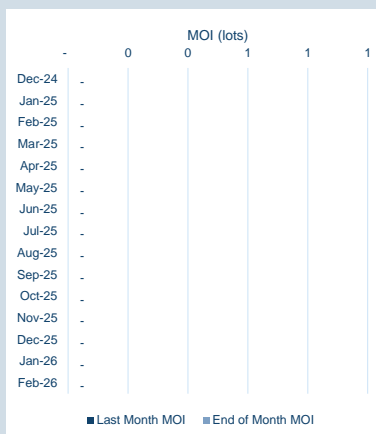
Volume (ex UNA) Dec-2024	
Lots	-

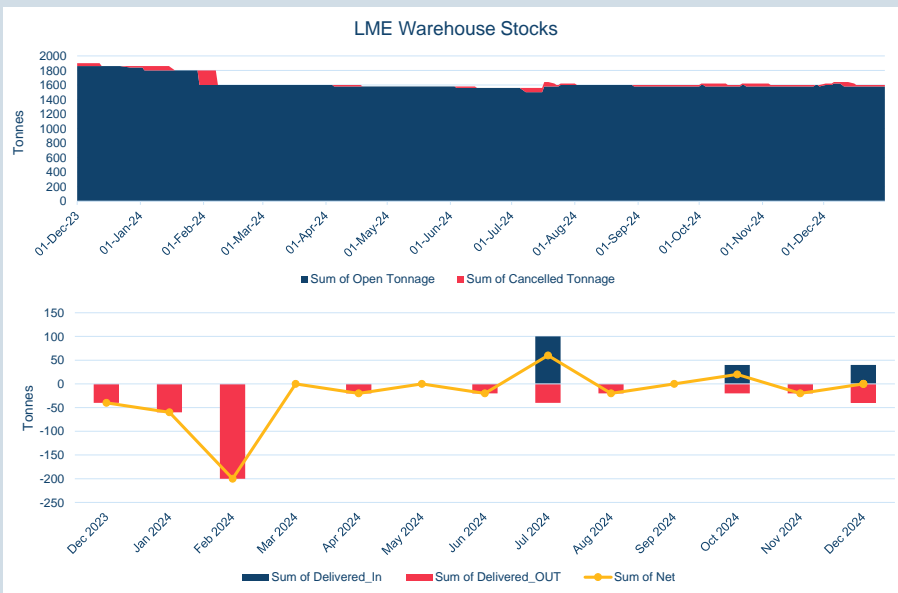
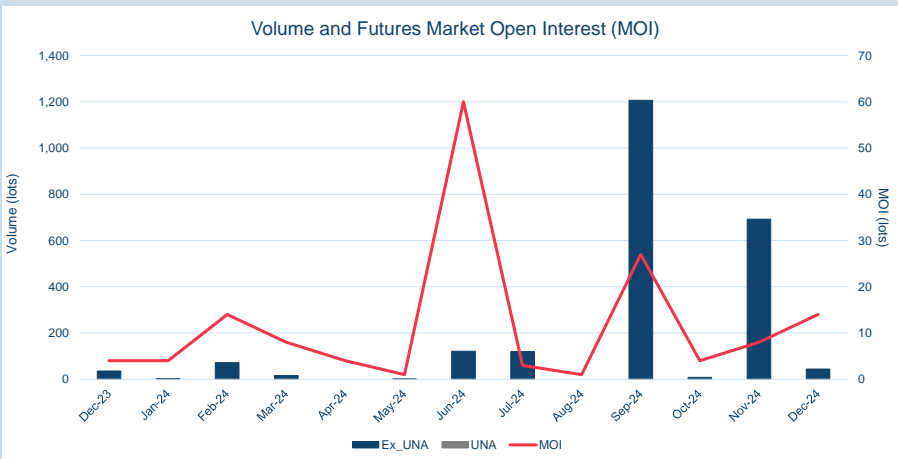
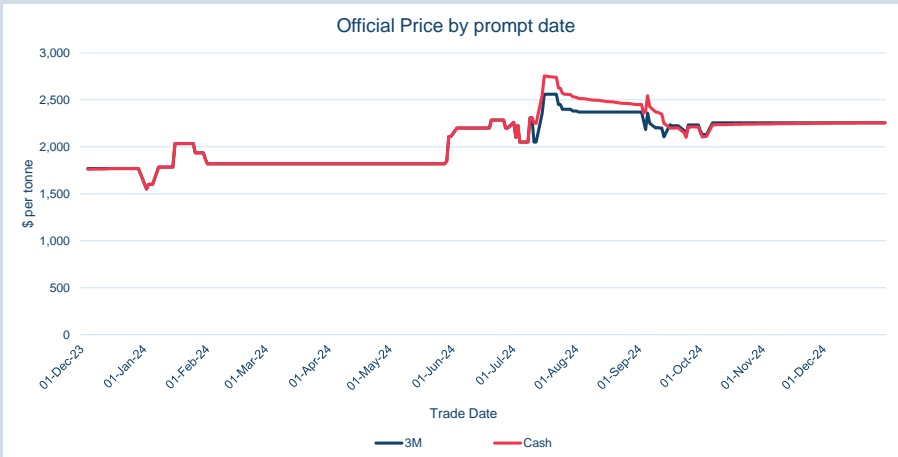
Volume (inc UNA) Dec-2024	
Lots	-
Tonnes	-

Volume Year To Date	
Lots	-
Tonnes	-



Prompt Month	End of Month - Daily Settlement	Volume (inc UNA)	End of Month - MOI
Dec-24	\$ 710.19	-	-
Jan-25	\$ 672.00	-	-
Feb-25	\$ 672.00	-	-
Mar-25	\$ 672.00	-	-
Apr-25	\$ 672.00	-	-
May-25	\$ 672.00	-	-
Jun-25	\$ 672.00	-	-
Jul-25	\$ 672.00	-	-
Aug-25	\$ 672.00	-	-
Sep-25	\$ 672.00	-	-
Oct-25	\$ 672.00	-	-
Nov-25	\$ 672.00	-	-
Dec-25	\$ 672.00	-	-
Jan-26	\$ 672.00	-	-
Feb-26	\$ 672.00	-	-





Cash	
Average	\$2,253.95
Minimum	\$2,251.00
Maximum	\$2,255.00

3M	
Average	\$2,255.00
Minimum	\$2,255.00
Maximum	\$2,255.00

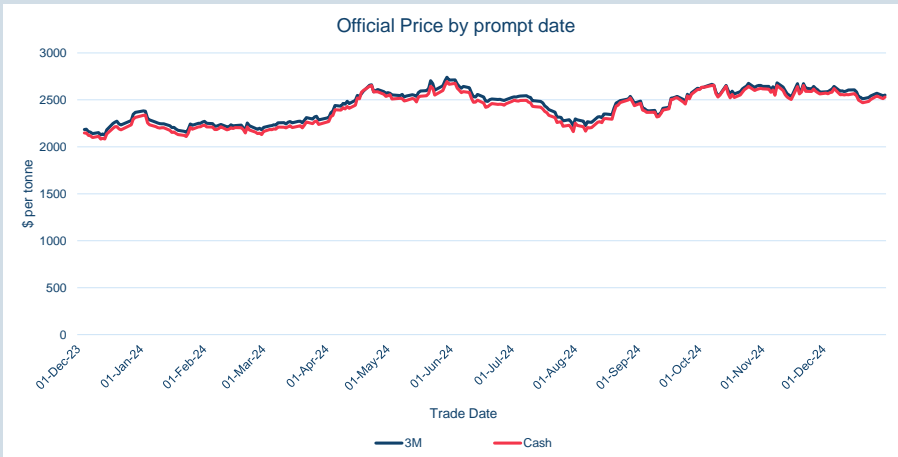
Volume (ex UNA) Dec-2024	
Lots	44

Volume (inc UNA) Dec-2024	
Lots	44
Tonnes	880

Volume Year To Date	
Lots	2,283
Tonnes	45,660

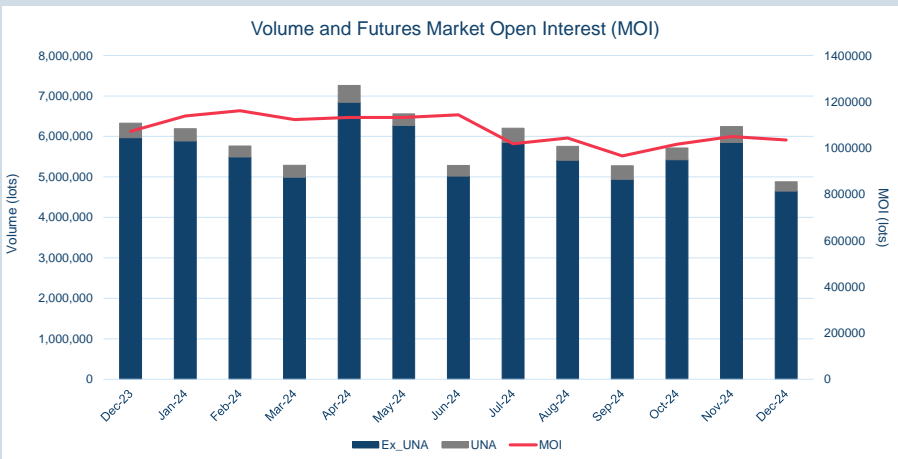
Warehouse Stock - Dec-24	
Delivered In	40
Delivered Out	-
Net	-

Warehouse Stock - Year To Date	
Delivered In	180
Delivered Out	440
Net	260



Cash	
Average	\$2,538.43
Minimum	\$2,470.00
Maximum	\$2,620.50

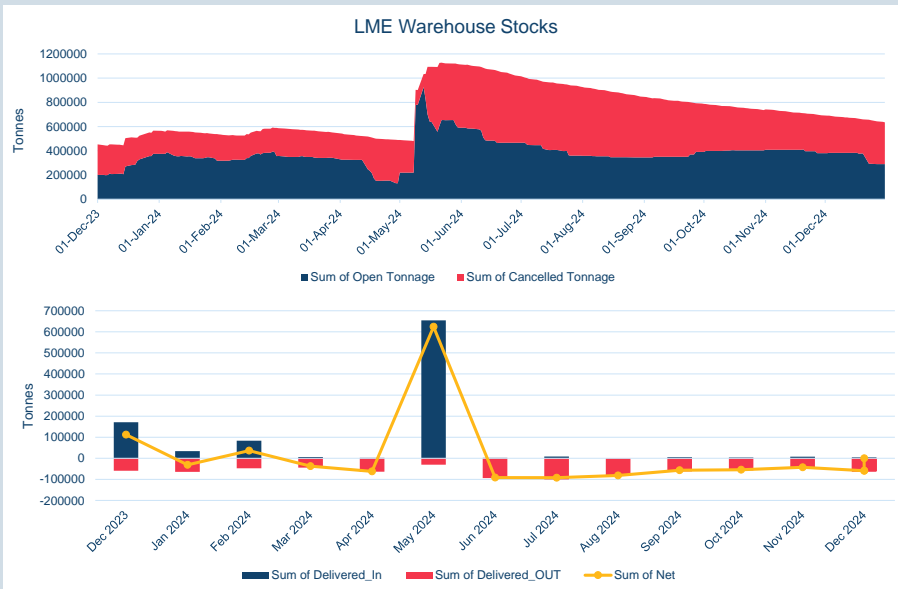
3M	
Average	\$2,573.05
Minimum	\$2,512.00
Maximum	\$2,644.00



Volume (ex UNA)	Dec-2024
Lots	4,648,977

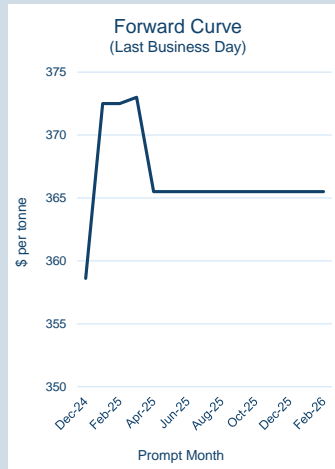
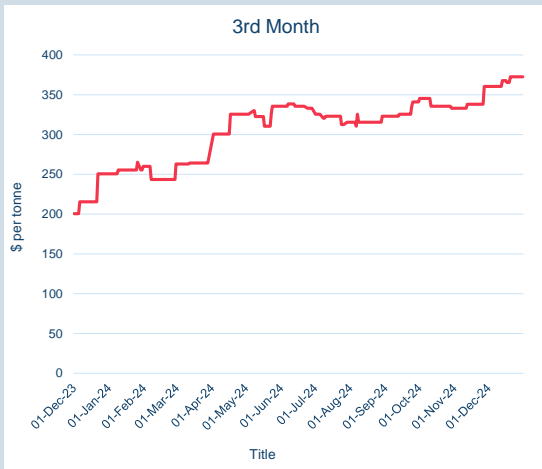
Volume (inc UNA)	Dec-2024
Lots	4,878,339
Tonnes	121,958,475

Volume	Year To Date
Lots	70,413,027
Tonnes	1,760,325,675



Warehouse Stock - Dec-24	
Delivered In	3,125
Delivered Out	- 61,950
Net	- 58,825

Warehouse Stock - Year to Date	
Delivered In	809,225
Delivered Out	- 758,100
Net	51,125

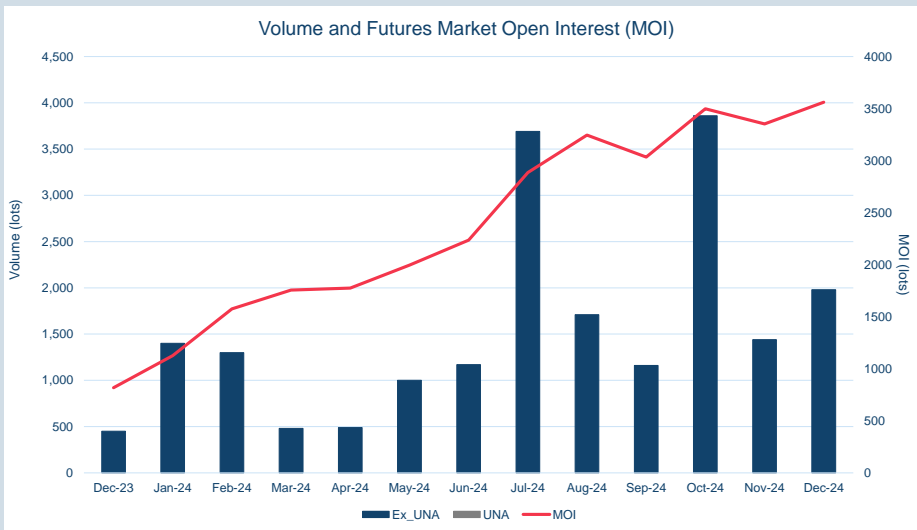


Front Month	
Average	\$358.23
Minimum	\$355.00
Maximum	\$364.50

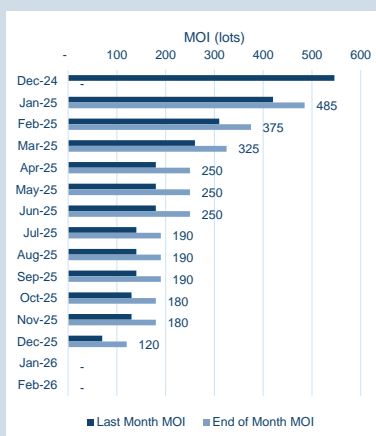
Volume (ex UNA) Dec-2024	
Lots	1,980

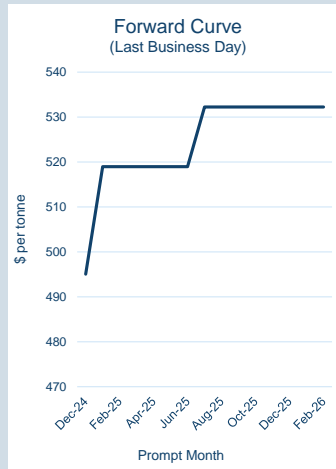
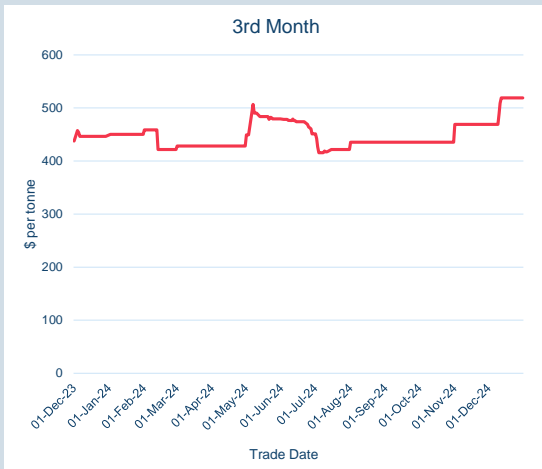
Volume (inc UNA) Dec-2024	
Lots	1,980
Tonnes	49,500

Volume Year To Date	
Lots	19,680
Tonnes	492,000



Prompt Month	End of Month - Daily Settlement	Volume (inc UNA)	End of Month - MOI
Dec-24	\$ 358.61	90	-
Jan-25	\$ 372.50	150	485
Feb-25	\$ 372.50	150	375
Mar-25	\$ 373.00	150	325
Apr-25	\$ 365.50	200	250
May-25	\$ 365.50	200	250
Jun-25	\$ 365.50	200	250
Jul-25	\$ 365.50	140	190
Aug-25	\$ 365.50	140	190
Sep-25	\$ 365.50	140	190
Oct-25	\$ 365.50	140	180
Nov-25	\$ 365.50	140	180
Dec-25	\$ 365.50	140	120
Jan-26	\$ 365.50	-	-
Feb-26	\$ 365.50	-	-



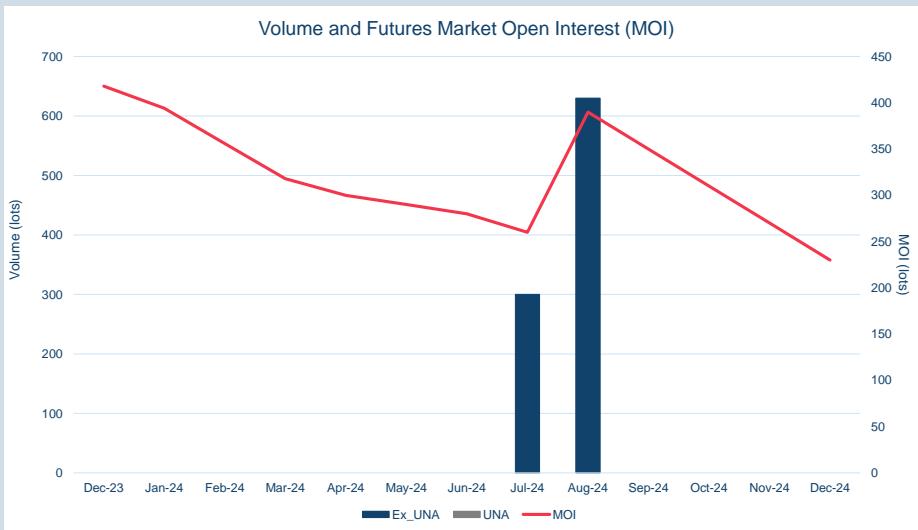


Front Month	
Average	\$484.46
Minimum	\$466.28
Maximum	\$496.84

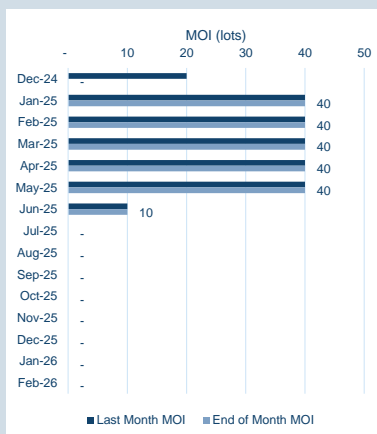
Volume (ex UNA) Dec-2024	
Lots	-

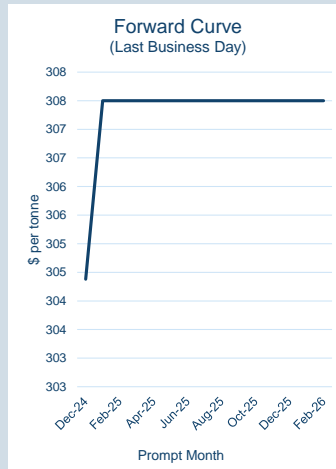
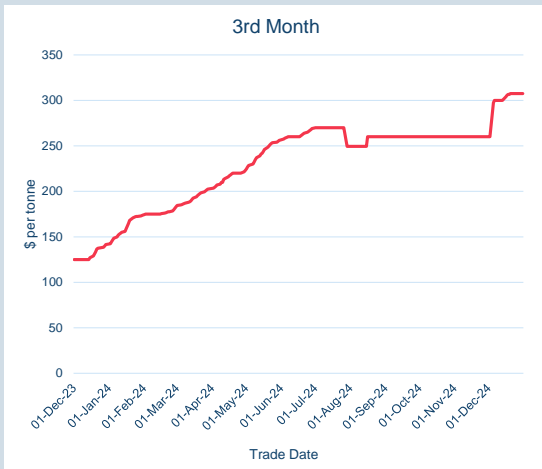
Volume (inc UNA) Dec-2024	
Lots	-
Tonnes	-

Volume Year To Date	
Lots	930
Tonnes	23,250



Prompt Month	End of Month - Daily Settlement	Volume (inc UNA)	End of Month - MOI
Dec-24	\$ 495.05	-	-
Jan-25	\$ 518.98	-	40
Feb-25	\$ 518.98	-	40
Mar-25	\$ 518.98	-	40
Apr-25	\$ 518.98	-	40
May-25	\$ 518.98	-	40
Jun-25	\$ 518.98	-	10
Jul-25	\$ 532.24	-	-
Aug-25	\$ 532.24	-	-
Sep-25	\$ 532.24	-	-
Oct-25	\$ 532.24	-	-
Nov-25	\$ 532.24	-	-
Dec-25	\$ 532.24	-	-
Jan-26	\$ 532.24	-	-
Feb-26	\$ 532.24	-	-



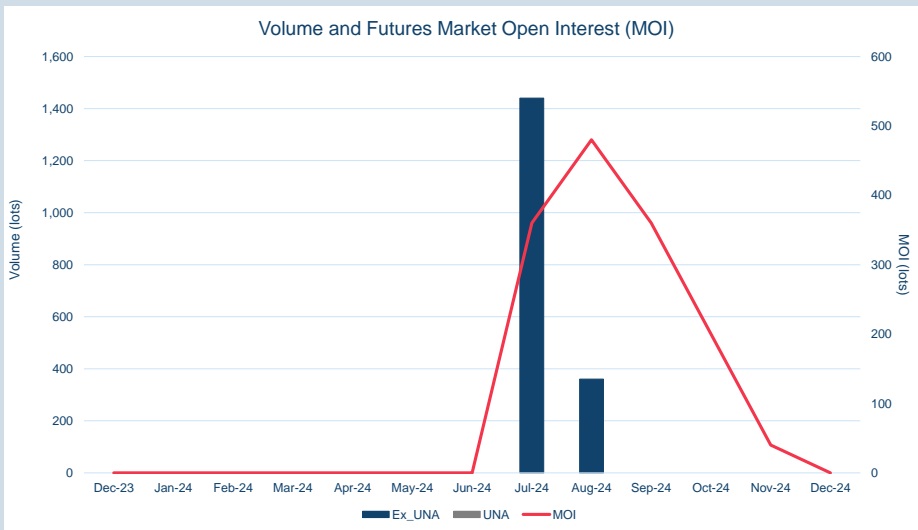


Front Month	
Average	\$301.69
Minimum	\$280.00
Maximum	\$304.66

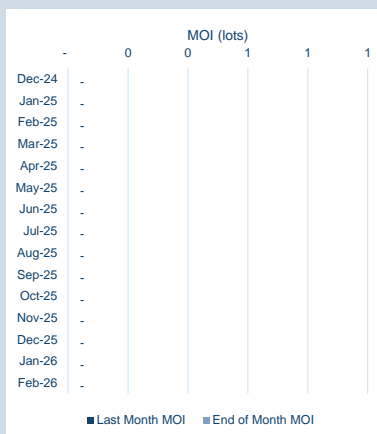
Volume (ex UNA) Dec-2024	
Lots	-

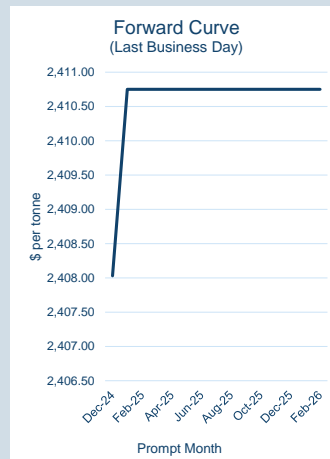
Volume (inc UNA) Dec-2024	
Lots	-
Tonnes	-

Volume Year To Date	
Lots	1,800
Tonnes	45,000



Prompt Month	End of Month - Daily Settlement	Volume (inc UNA)	End of Month - MOI
Dec-24	\$ 304.38	-	-
Jan-25	\$ 307.50	-	-
Feb-25	\$ 307.50	-	-
Mar-25	\$ 307.50	-	-
Apr-25	\$ 307.50	-	-
May-25	\$ 307.50	-	-
Jun-25	\$ 307.50	-	-
Jul-25	\$ 307.50	-	-
Aug-25	\$ 307.50	-	-
Sep-25	\$ 307.50	-	-
Oct-25	\$ 307.50	-	-
Nov-25	\$ 307.50	-	-
Dec-25	\$ 307.50	-	-
Jan-26	\$ 307.50	-	-
Feb-26	\$ 307.50	-	-



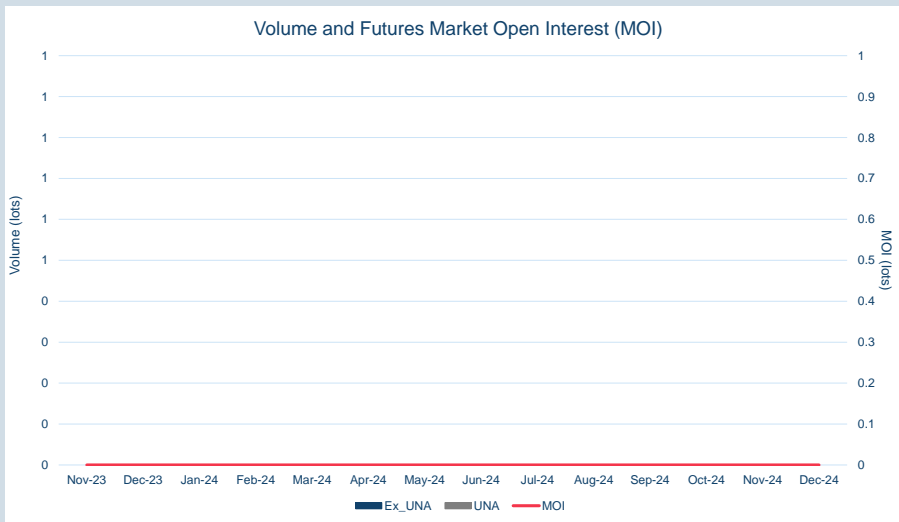


Front Month	
Average	\$2,409.54
Minimum	\$2,376.58
Maximum	\$2,446.63


Volume (ex UNA) Dec-2024	
Lots	-

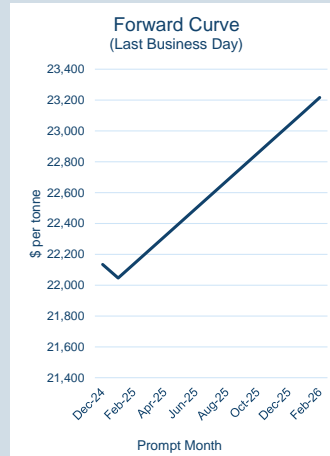
Volume (inc UNA) Dec-2024	
Lots	-
Tonnes	-

Volume Year To Date	
Lots	-
Tonnes	-



Prompt Month	End of Month - Daily Settlement	Volume (inc UNA)	End of Month - MOI
Dec-24	\$ 2,408.03	-	-
Jan-25	\$ 2,410.75	-	-
Feb-25	\$ 2,410.75	-	-
Mar-25	\$ 2,410.75	-	-
Apr-25	\$ 2,410.75	-	-
May-25	\$ 2,410.75	-	-
Jun-25	\$ 2,410.75	-	-
Jul-25	\$ 2,410.75	-	-
Aug-25	\$ 2,410.75	-	-
Sep-25	\$ 2,410.75	-	-
Oct-25	\$ 2,410.75	-	-
Nov-25	\$ 2,410.75	-	-
Dec-25	\$ 2,410.75	-	-
Jan-26	\$ 2,410.75	-	-
Feb-26	\$ 2,410.75	-	-



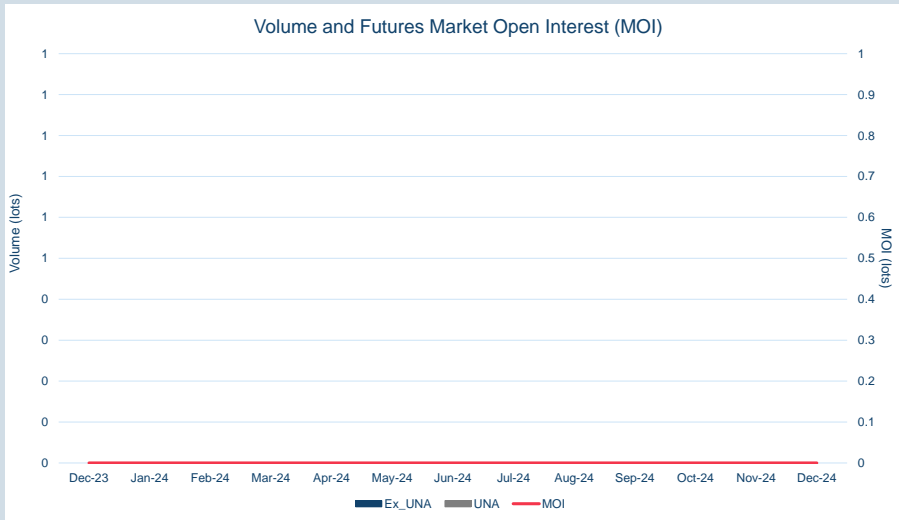


Front Month	
Average	\$22,190.23
Minimum	\$22,026.18
Maximum	\$22,371.91

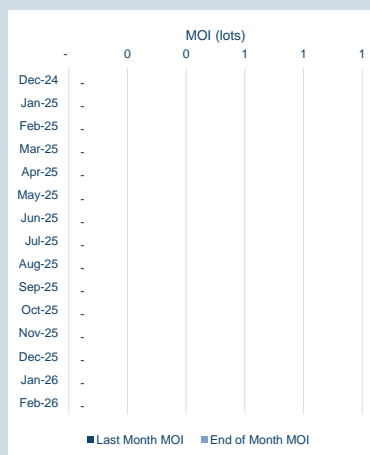
Volume (ex UNA) Dec-2024	
Lots	-

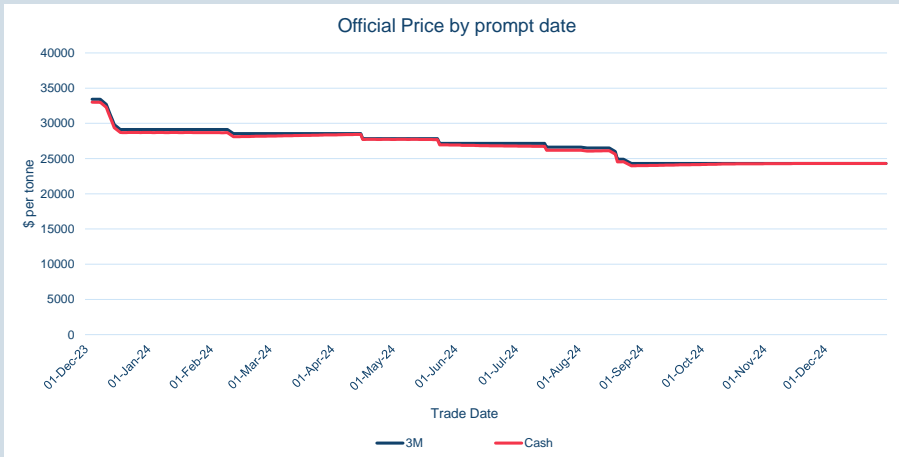
Volume (inc UNA) Dec-2024	
Lots	-
Tonnes	-

Volume Year To Date	
Lots	-
Tonnes	-



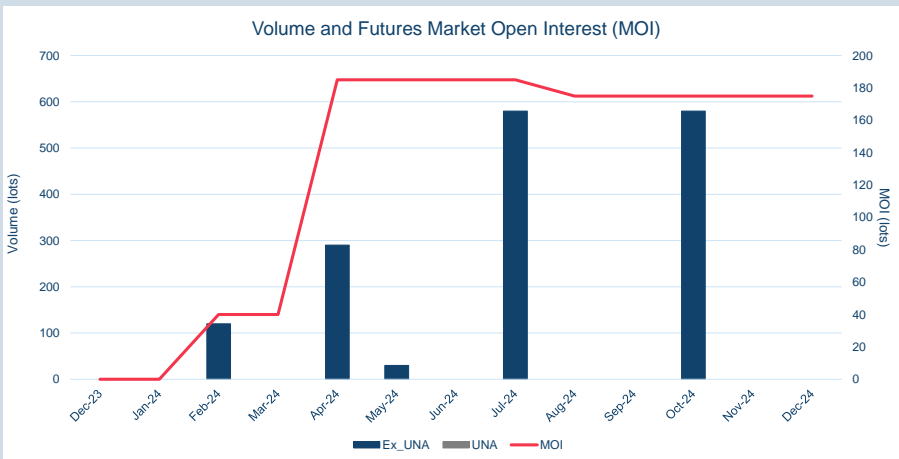
Prompt Month	End of Month - Daily Settlement	Volume (inc UNA)	End of Month - MOI
Dec-24	\$ 22,134.41	-	-
Jan-25	\$ 22,046.23	-	-
Feb-25	\$ 22,136.23	-	-
Mar-25	\$ 22,226.23	-	-
Apr-25	\$ 22,316.23	-	-
May-25	\$ 22,406.23	-	-
Jun-25	\$ 22,496.23	-	-
Jul-25	\$ 22,586.23	-	-
Aug-25	\$ 22,676.23	-	-
Sep-25	\$ 22,766.23	-	-
Oct-25	\$ 22,856.23	-	-
Nov-25	\$ 22,946.23	-	-
Dec-25	\$ 23,036.23	-	-
Jan-26	\$ 23,126.23	-	-
Feb-26	\$ 23,216.23	-	-





Cash	
Average	\$24,300.00
Minimum	\$24,300.00
Maximum	\$24,300.00

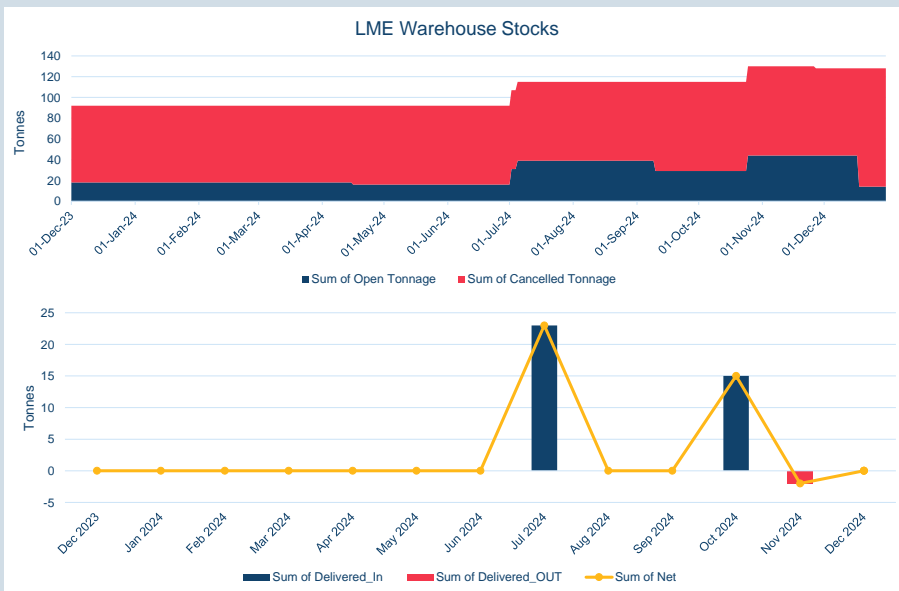
3M	
Average	\$24,300.00
Minimum	\$24,300.00
Maximum	\$24,300.00



Volume (ex UNA)	Dec-2024
Lots	-

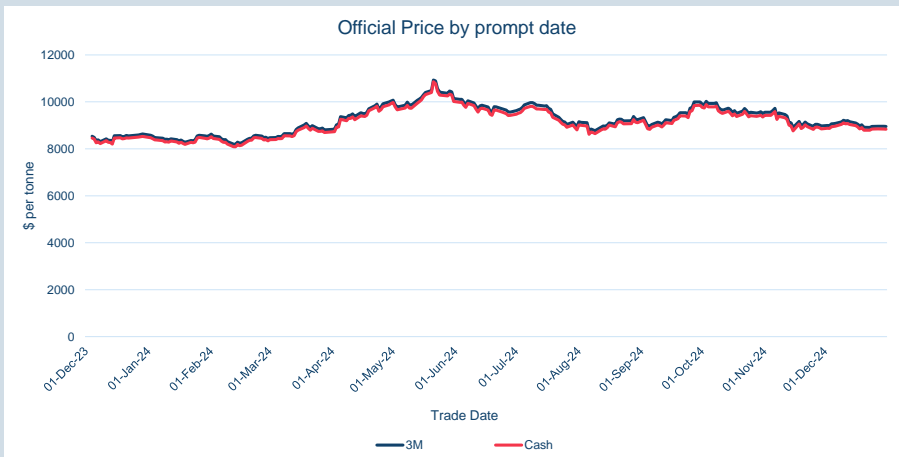
Volume (inc UNA)	Dec-2024
Lots	-
Tonnes	-

Volume	Year To Date
Lots	1,600
Tonnes	1,600



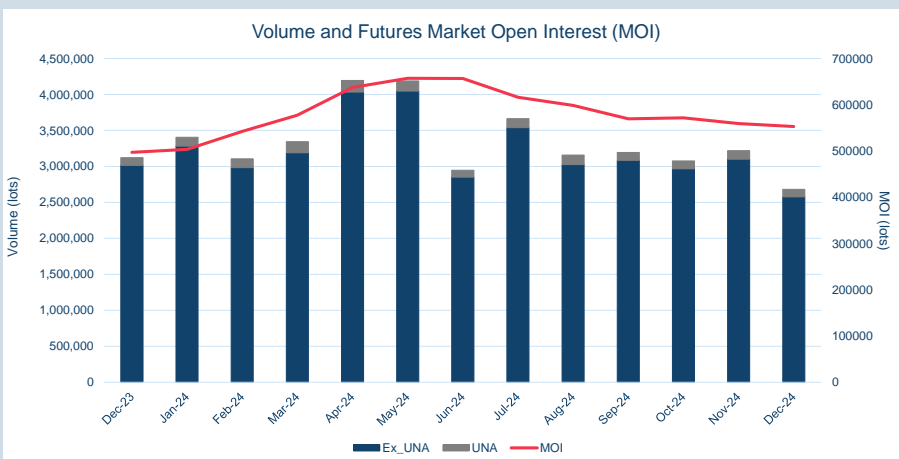
Warehouse Stock - Dec-24	
Delivered In	0
Delivered Out	0
Net	0

Warehouse Stock - Year to Date	
Delivered In	38
Delivered Out	-2
Net	36



Cash	
Average	\$8,919.53
Minimum	\$8,706.00
Maximum	\$9,104.00

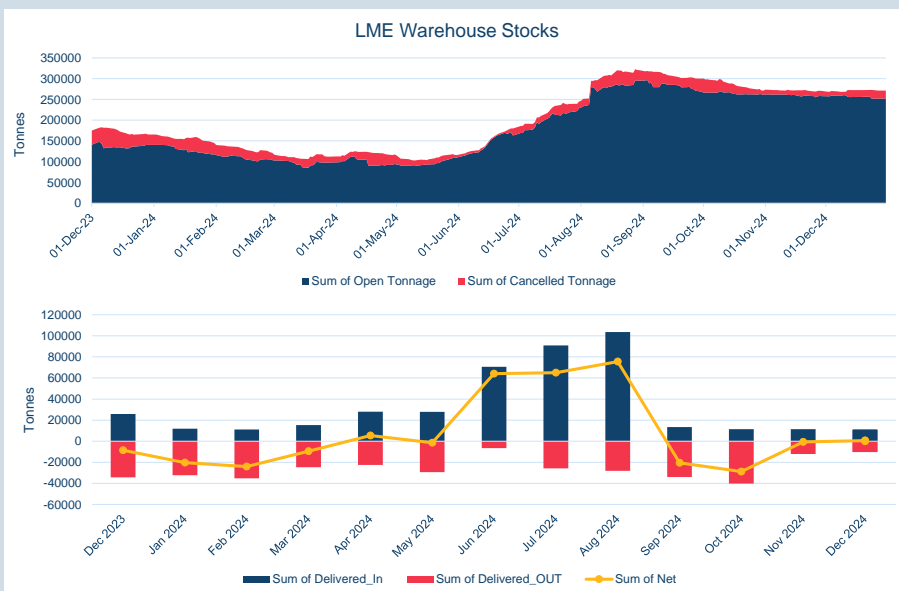
3M	
Average	\$9,036.00
Minimum	\$8,821.50
Maximum	\$9,216.00



Volume (ex UNA)	Dec-2024
Lots	2,576,277

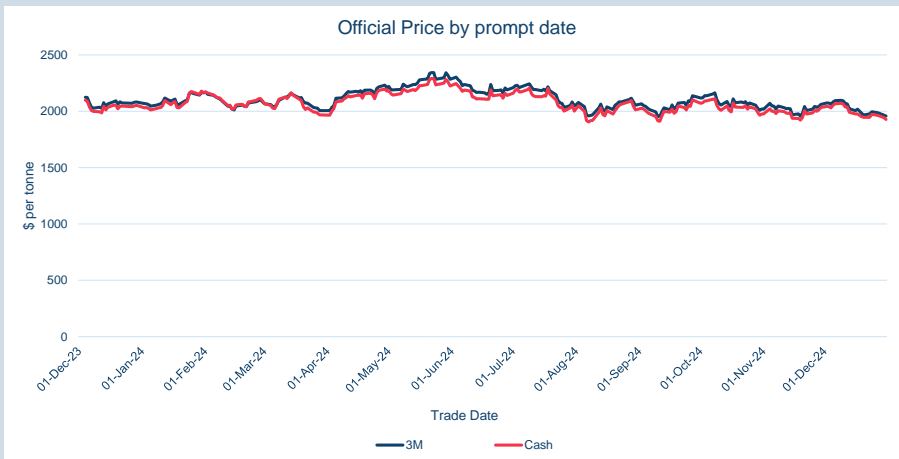
Volume (inc UNA)	Dec-2024
Lots	2,681,861
Tonnes	67,046,525

Volume	Year To Date
Lots	40,180,679
Tonnes	1,004,516,975



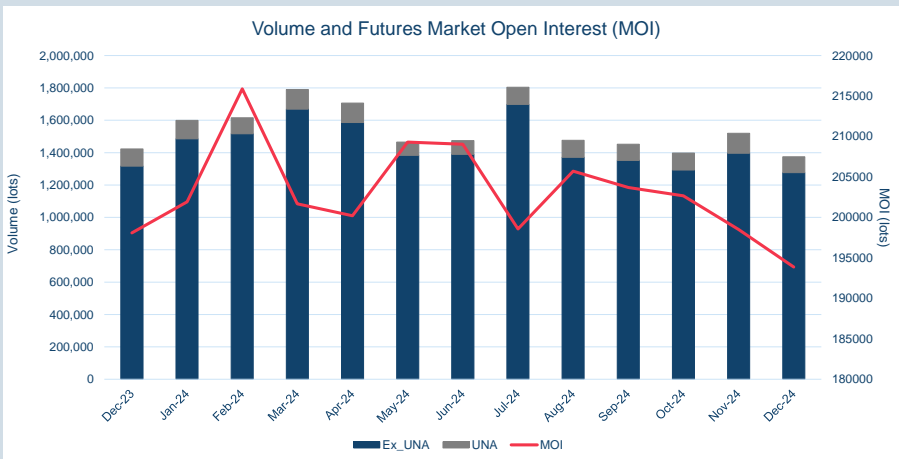
Warehouse Stock - Dec-24	
Delivered In	10,875
Delivered Out	-10,250
Net	625

Warehouse Stock - Year To Date	
Delivered In	406,375
Delivered Out	-300,725
Net	105,650



Cash	
Average	\$1,994.05
Minimum	\$1,921.50
Maximum	\$2,071.50

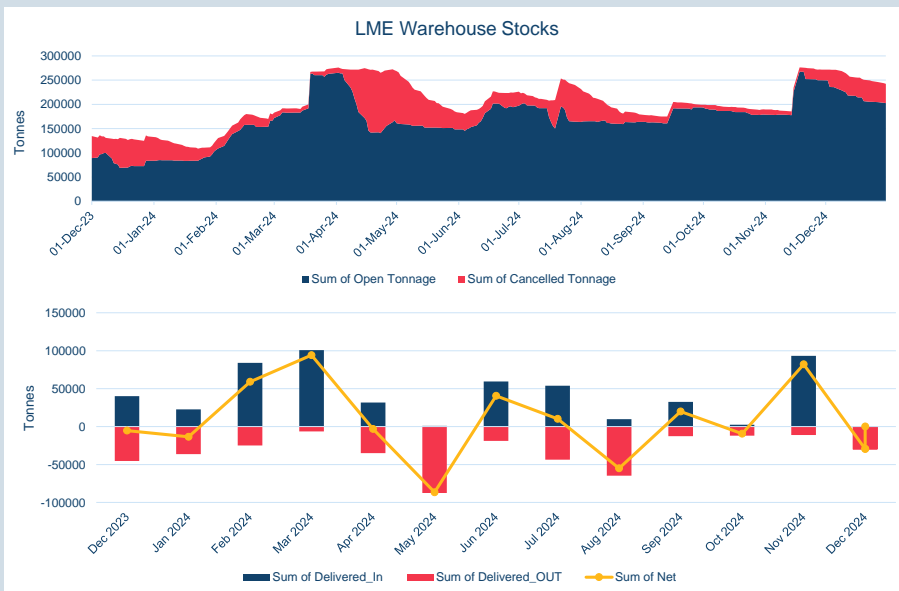
3M	
Average	\$2,023.40
Minimum	\$1,957.00
Maximum	\$2,097.00



Volume (ex UNA) Dec-2024	
Lots	1,276,830

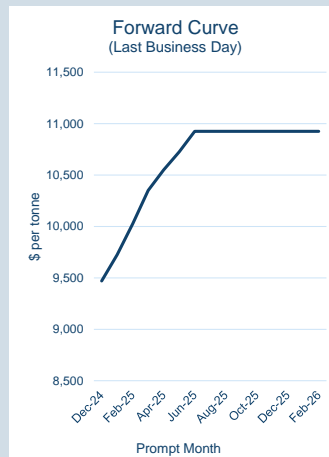
Volume (inc UNA) Dec-2024	
Lots	1,374,387
Tonnes	34,359,675

Volume Year To Date	
Lots	18,674,826
Tonnes	466,870,650



Warehouse Stock - Dec-24	
Delivered In	650
Delivered Out	-30,125
Net	-29,475

Warehouse Stock - Year to Date	
Delivered In	491,750
Delivered Out	-383,450
Net	108,300

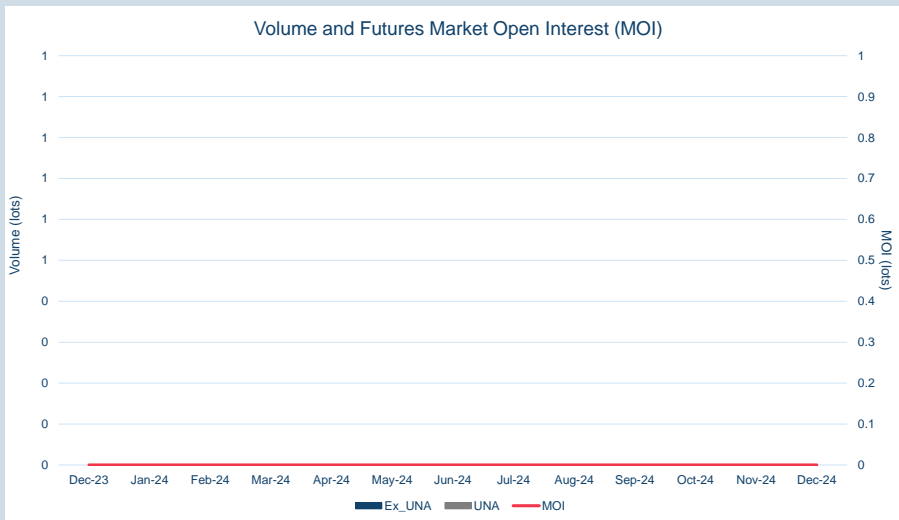


Front Month	
Average	\$9,458.25
Minimum	\$9,250.00
Maximum	\$9,559.09

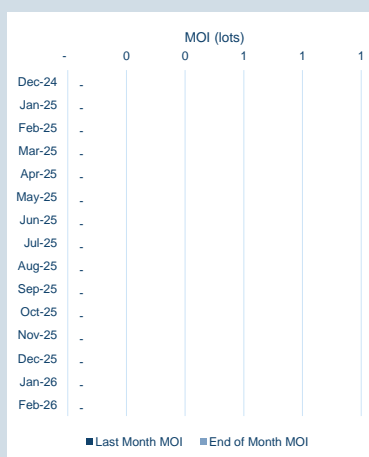
Volume (ex UNA) Dec-2024	
Lots	-

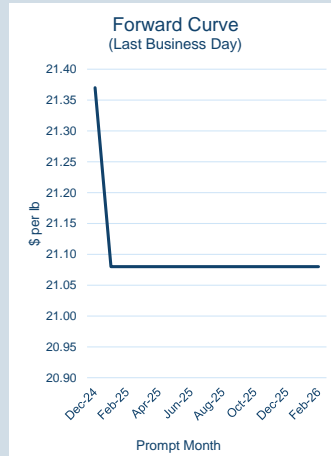
Volume (inc UNA) Dec-2024	
Lots	-
Tonnes	-

Volume Year To Date	
Lots	-
Tonnes	-



Prompt Month	End of Month - Daily Settlement	Volume (inc UNA)	End of Month - MOI
Dec-24	\$ 9,470.00	-	-
Jan-25	\$ 9,725.00	-	-
Feb-25	\$ 10,025.00	-	-
Mar-25	\$ 10,350.00	-	-
Apr-25	\$ 10,550.00	-	-
May-25	\$ 10,725.00	-	-
Jun-25	\$ 10,925.00	-	-
Jul-25	\$ 10,925.00	-	-
Aug-25	\$ 10,925.00	-	-
Sep-25	\$ 10,925.00	-	-
Oct-25	\$ 10,925.00	-	-
Nov-25	\$ 10,925.00	-	-
Dec-25	\$ 10,925.00	-	-
Jan-26	\$ 10,925.00	-	-
Feb-26	\$ 10,925.00	-	-



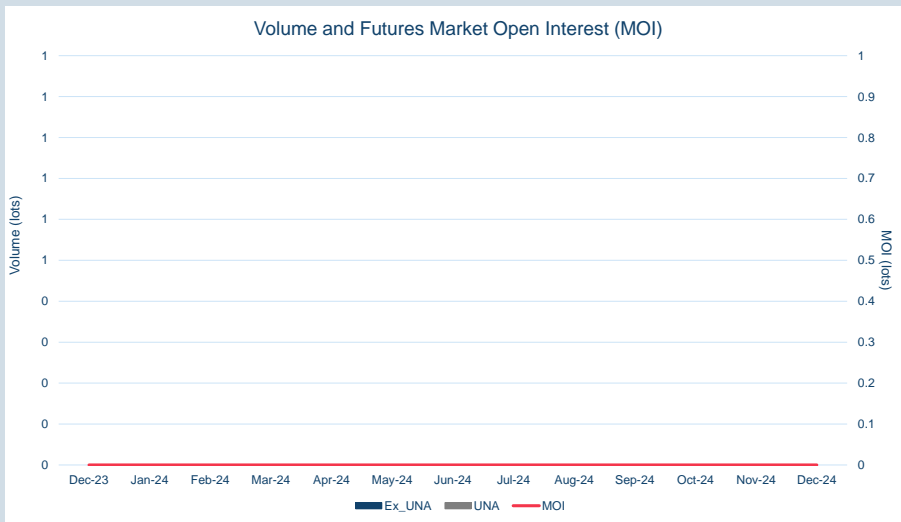


Front Month	
Average	\$21.49
Minimum	\$21.33
Maximum	\$21.66

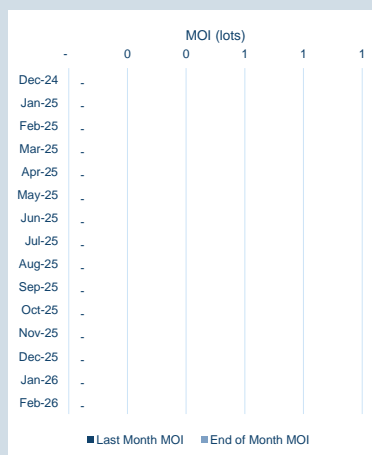
Volume (ex UNA) Dec-2024	
Lots	-

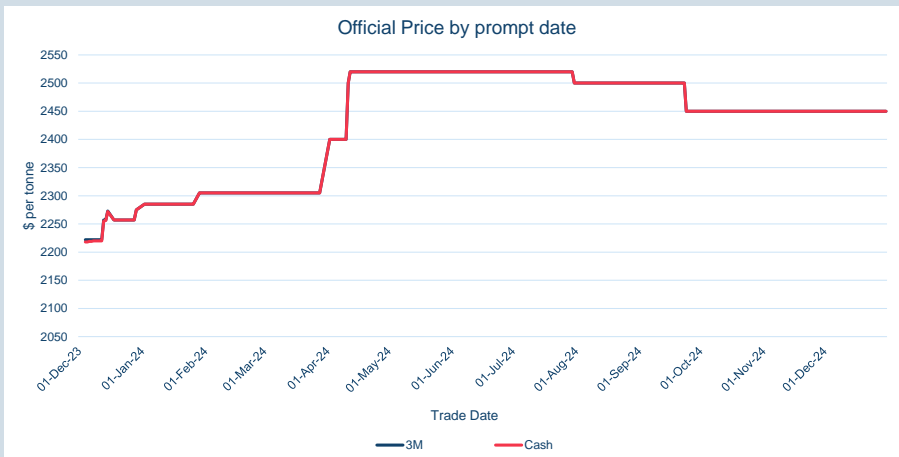
Volume (inc UNA) Dec-2024	
Lots	-
Tonnes	-

Volume Year To Date	
Lots	-
Tonnes	-



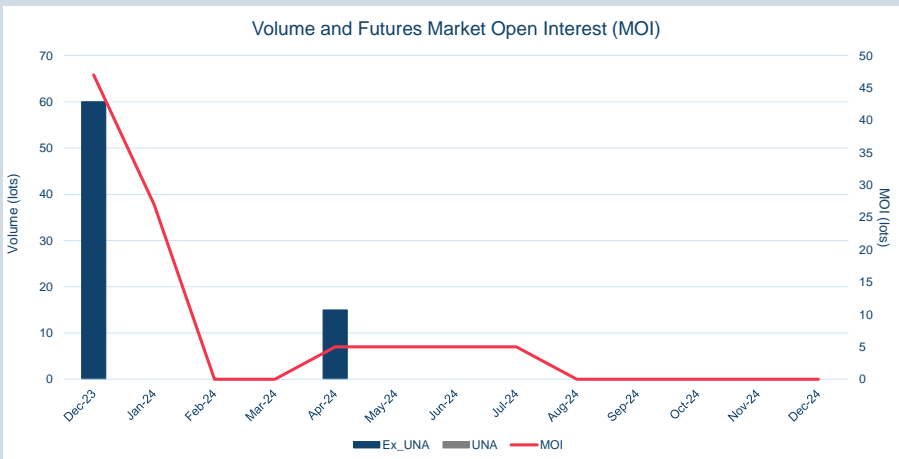
Prompt Month	End of Month - Daily Settlement	Volume (inc UNA)	End of Month - MOI
Dec-24	\$ 21.37	-	-
Jan-25	\$ 21.08	-	-
Feb-25	\$ 21.08	-	-
Mar-25	\$ 21.08	-	-
Apr-25	\$ 21.08	-	-
May-25	\$ 21.08	-	-
Jun-25	\$ 21.08	-	-
Jul-25	\$ 21.08	-	-
Aug-25	\$ 21.08	-	-
Sep-25	\$ 21.08	-	-
Oct-25	\$ 21.08	-	-
Nov-25	\$ 21.08	-	-
Dec-25	\$ 21.08	-	-
Jan-26	\$ 21.08	-	-
Feb-26	\$ 21.08	-	-





Cash	
Average	\$2,450.00
Minimum	\$2,450.00
Maximum	\$2,450.00

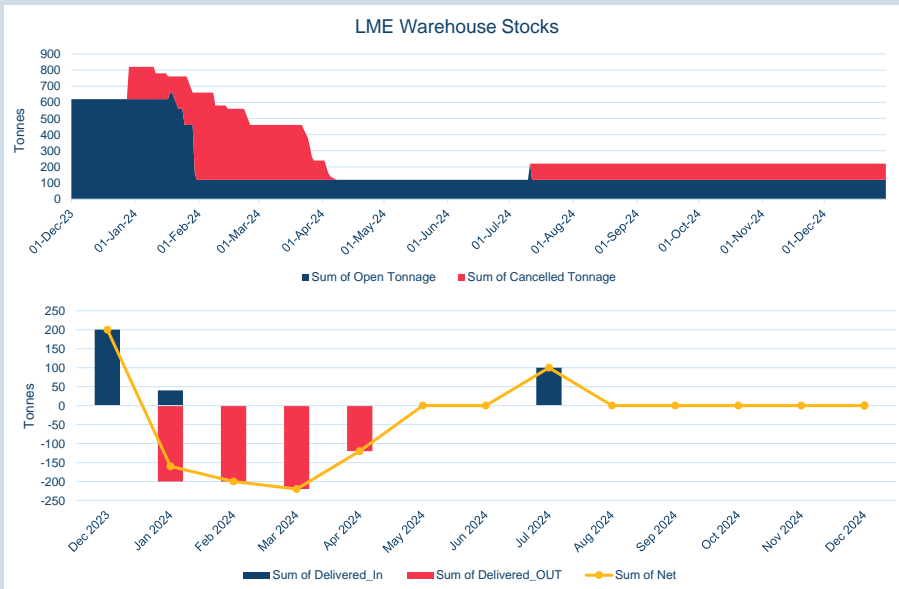
3M	
Average	\$2,450.00
Minimum	\$2,450.00
Maximum	\$2,450.00



Volume (ex UNA)	Dec-2024
Lots	-

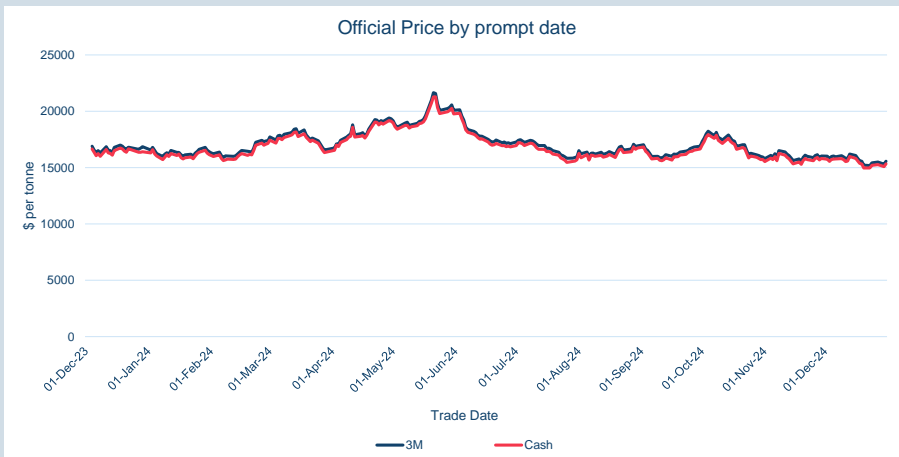
Volume (inc UNA)	Dec-2024
Lots	-
Tonnes	-

Volume	Year To Date
Lots	15
Tonnes	300



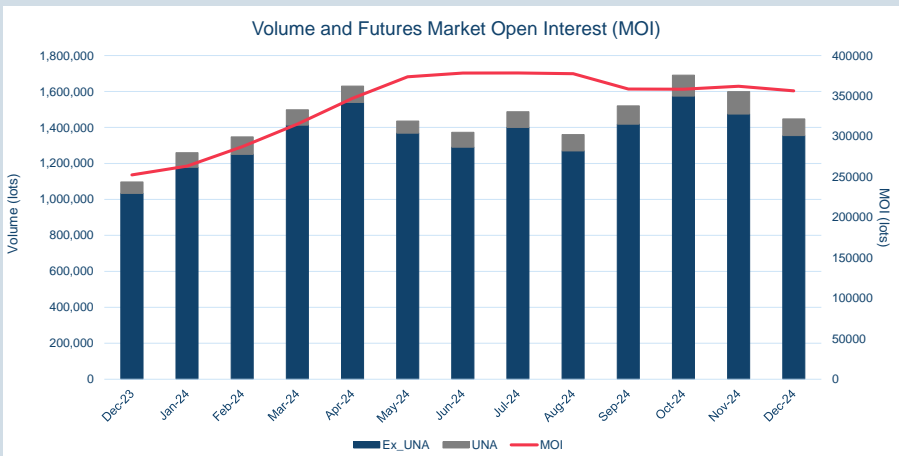
Warehouse Stock - Dec-24	
Delivered In	0
Delivered Out	0
Net	0

Warehouse Stock - Year to Date	
Delivered In	140
Delivered Out	-740
Net	-600



Cash	
Average	\$15,470.50
Minimum	\$14,965.00
Maximum	\$15,980.00

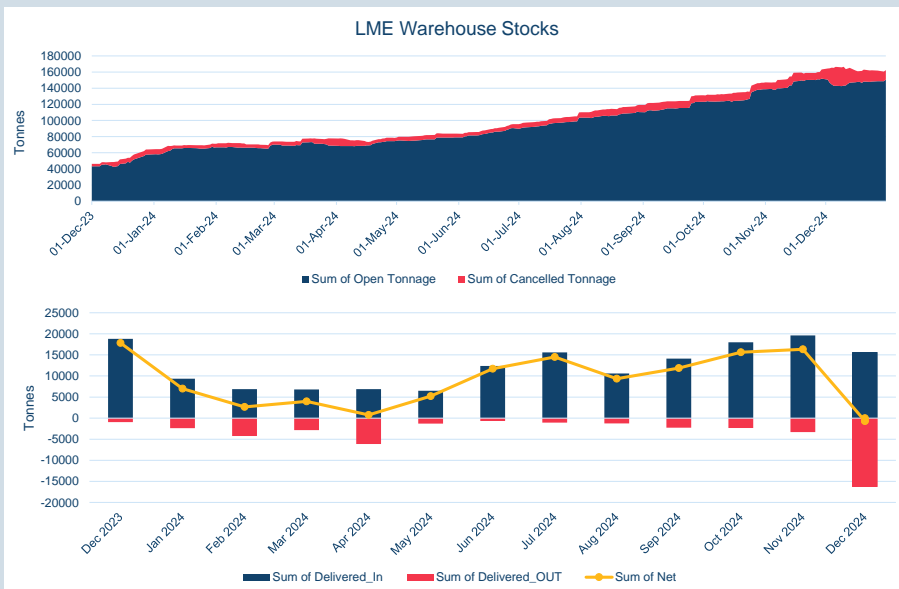
3M	
Average	\$15,707.50
Minimum	\$15,180.00
Maximum	\$16,200.00



Volume (ex UNA) Dec-2024	
Lots	1,355,360

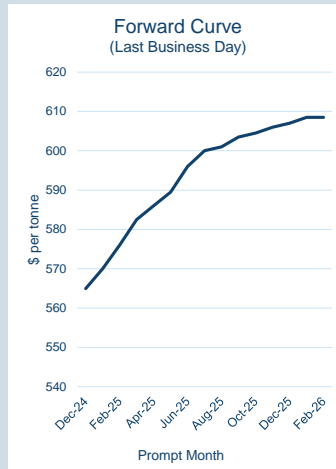
Volume (inc UNA) Dec-2024	
Lots	1,447,189
Tonnes	8,683,134

Volume Year To Date	
Lots	17,651,288
Tonnes	105,907,728



Warehouse Stock - Dec-24	
Delivered In	15,672
Delivered Out	-16,332
Net	-660

Warehouse Stock - Year to Date	
Delivered In	142,422
Delivered Out	-44,106
Net	98,316

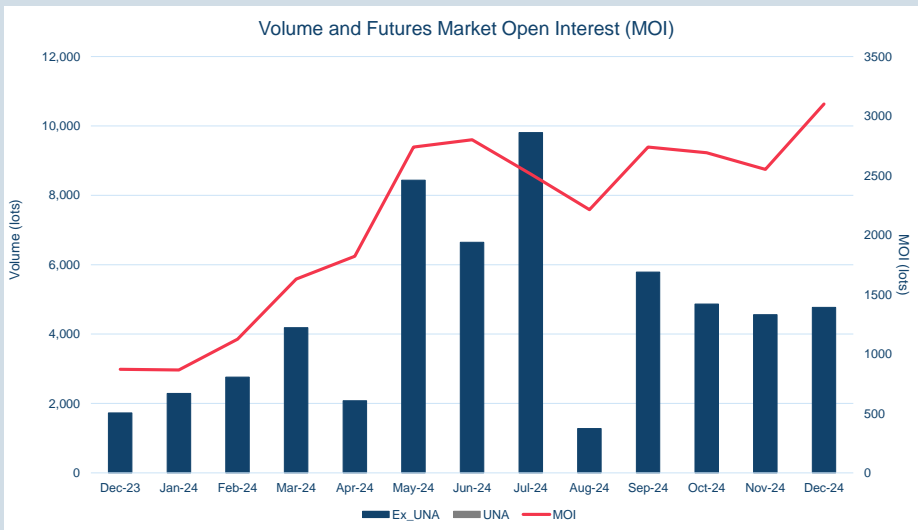


Front Month	
Average	\$563.52
Minimum	\$557.00
Maximum	\$567.00

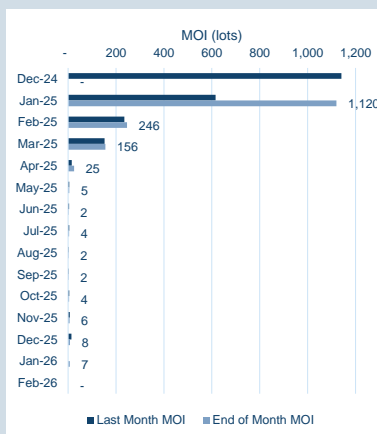
Volume (ex UNA) Dec-2024	
Lots	4,768

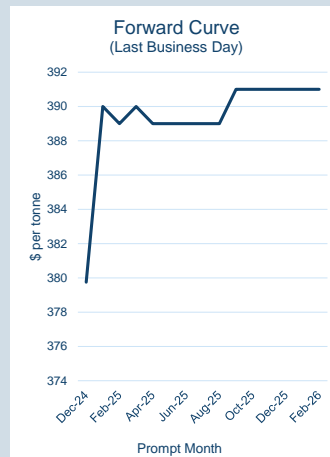
Volume (inc UNA) Dec-2024	
Lots	4,768
Tonnes	47,680

Volume Year To Date	
Lots	57,458
Tonnes	574,580



Prompt Month	End of Month - Daily Settlement	Volume (inc UNA)	End of Month - MOI
Dec-24	\$ 564.95	2,569	-
Jan-25	\$ 570.00	1,646	1,120
Feb-25	\$ 576.00	392	246
Mar-25	\$ 582.50	34	156
Apr-25	\$ 586.00	20	25
May-25	\$ 589.50	3	5
Jun-25	\$ 596.00	6	2
Jul-25	\$ 600.00	16	4
Aug-25	\$ 601.00	-	2
Sep-25	\$ 603.50	-	2
Oct-25	\$ 604.50	22	4
Nov-25	\$ 606.00	26	6
Dec-25	\$ 607.00	14	8
Jan-26	\$ 608.50	20	7
Feb-26	\$ 608.50	-	-



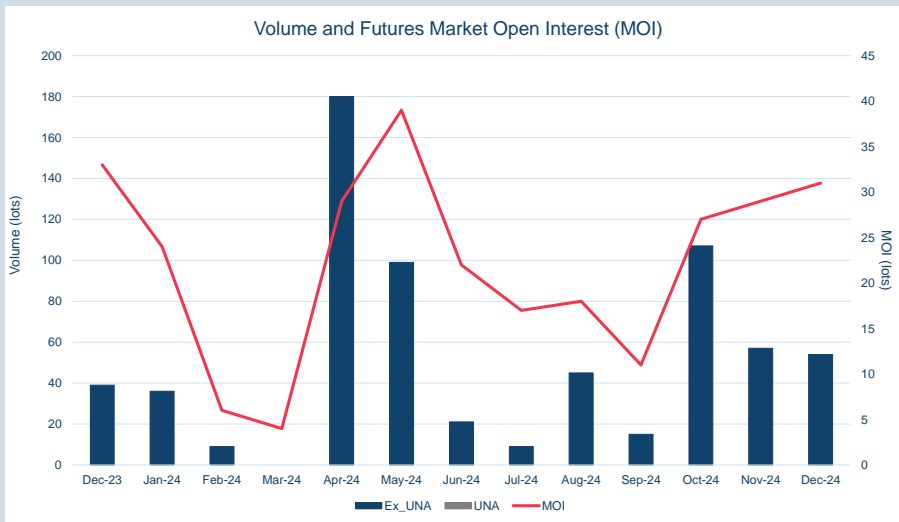


Front Month	
Average	\$383.69
Minimum	\$379.75
Maximum	\$393.50

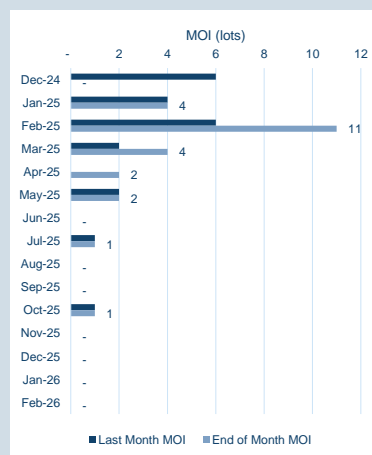
Volume (ex UNA) Dec-2024	
Lots	54

Volume (inc UNA) Dec-2024	
Lots	54
Tonnes	540

Volume Year To Date	
Lots	632
Tonnes	6,320



Prompt Month	End of Month - Daily Settlement	Volume (inc UNA)	End of Month - MOI
Dec-24	\$ 379.75	9	-
Jan-25	\$ 390.00	6	4
Feb-25	\$ 389.00	27	11
Mar-25	\$ 390.00	6	4
Apr-25	\$ 389.00	6	2
May-25	\$ 389.00	-	2
Jun-25	\$ 389.00	-	-
Jul-25	\$ 389.00	-	1
Aug-25	\$ 389.00	-	-
Sep-25	\$ 391.00	-	-
Oct-25	\$ 391.00	-	1
Nov-25	\$ 391.00	-	-
Dec-25	\$ 391.00	-	-
Jan-26	\$ 391.00	-	-
Feb-26	\$ 391.00	-	-



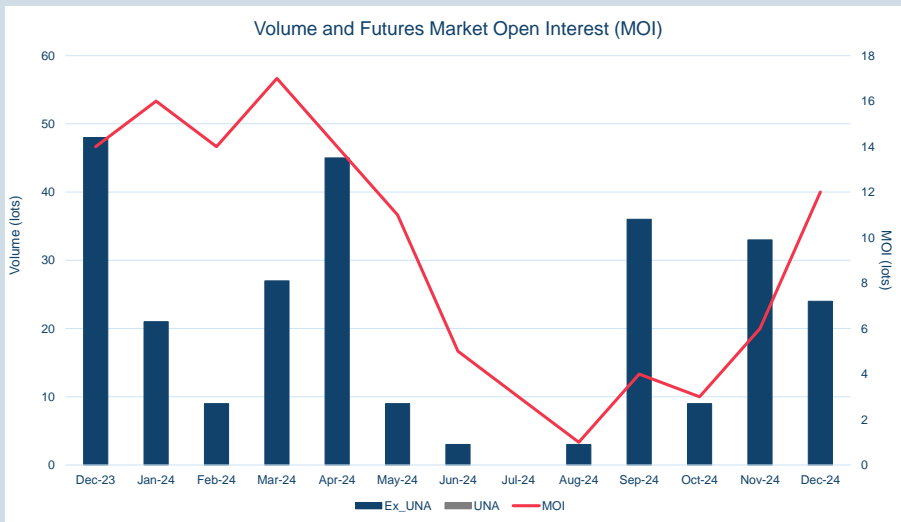


Front Month	
Average	\$299.26
Minimum	\$293.24
Maximum	\$307.00

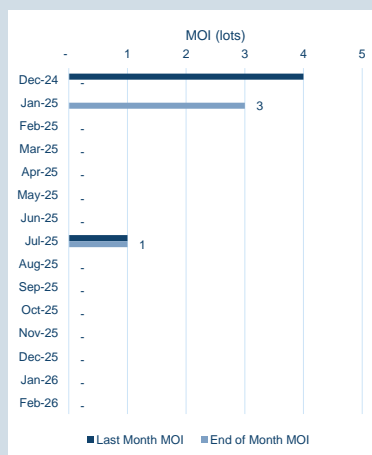
Volume (ex UNA) Dec-2024	
Lots	24

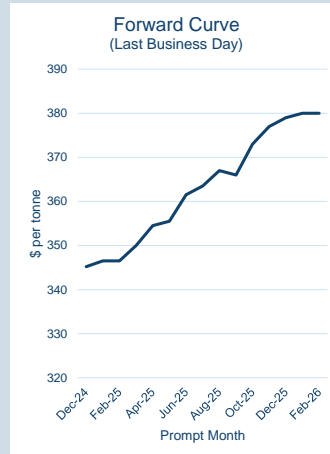
Volume (inc UNA) Dec-2024	
Lots	24
Tonnes	240

Volume Year To Date	
Lots	219
Tonnes	2,190



Prompt Month	End of Month - Daily Settlement	Volume (inc UNA)	End of Month - MOI
Dec-24	\$ 293.24	15	-
Jan-25	\$ 301.00	9	3
Feb-25	\$ 307.00	-	-
Mar-25	\$ 308.00	-	-
Apr-25	\$ 308.00	-	-
May-25	\$ 308.00	-	-
Jun-25	\$ 308.00	-	-
Jul-25	\$ 308.00	-	1
Aug-25	\$ 308.00	-	-
Sep-25	\$ 308.00	-	-
Oct-25	\$ 308.00	-	-
Nov-25	\$ 308.00	-	-
Dec-25	\$ 308.00	-	-
Jan-26	\$ 310.00	-	-
Feb-26	\$ 310.00	-	-



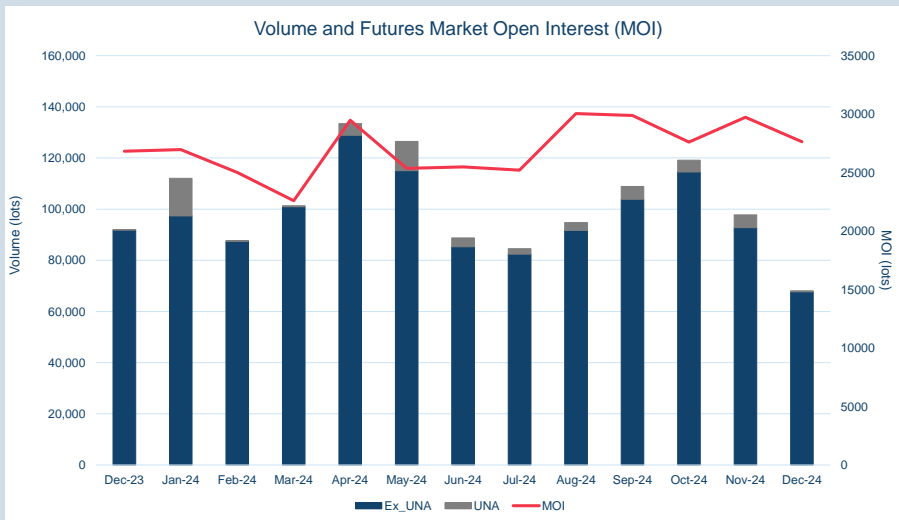


Front Month	
Average	\$342.94
Minimum	\$338.00
Maximum	\$347.50

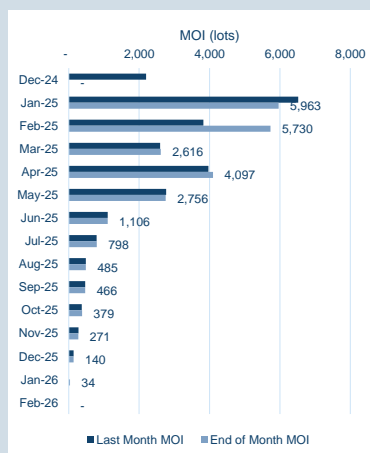
Volume (ex UNA) Dec-2024	
Lots	67,675

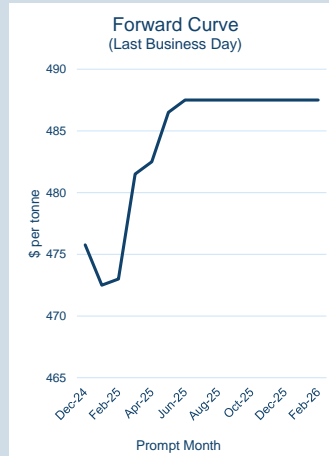
Volume (inc UNA) Dec-2024	
Lots	68,075
Tonnes	680,750

Volume Year To Date	
Lots	1,222,602
Tonnes	12,226,020



Prompt Month	End of Month - Daily Settlement	Volume (inc UNA)	End of Month - MOI
Dec-24	\$ 345.19	2,205	-
Jan-25	\$ 346.50	32,343	5,963
Feb-25	\$ 346.50	26,979	5,730
Mar-25	\$ 350.00	3,505	2,616
Apr-25	\$ 354.50	2,294	4,097
May-25	\$ 355.50	325	2,756
Jun-25	\$ 361.50	140	1,106
Jul-25	\$ 363.50	33	798
Aug-25	\$ 367.00	29	485
Sep-25	\$ 366.00	19	466
Oct-25	\$ 373.00	50	379
Nov-25	\$ 377.00	31	271
Dec-25	\$ 379.00	41	140
Jan-26	\$ 380.00	81	34
Feb-26	\$ 380.00	-	-



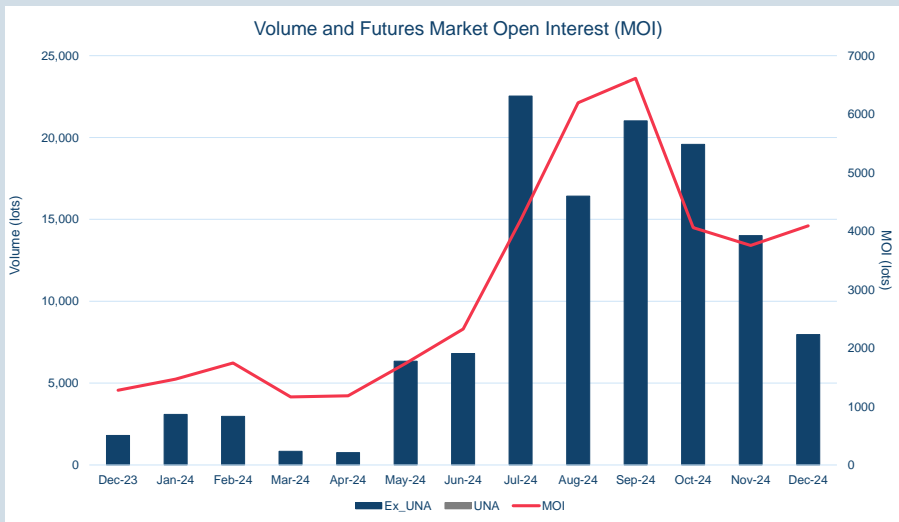


Front Month	
Average	\$482.04
Minimum	\$471.50
Maximum	\$495.00

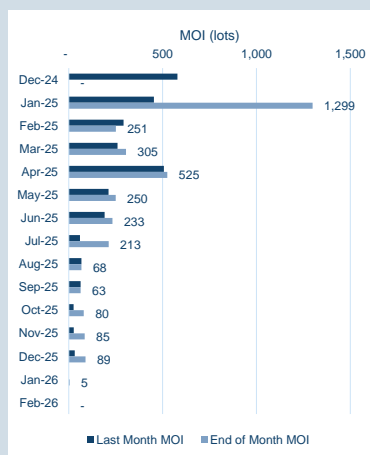
Volume (ex UNA) Dec-2024	
Lots	7,963

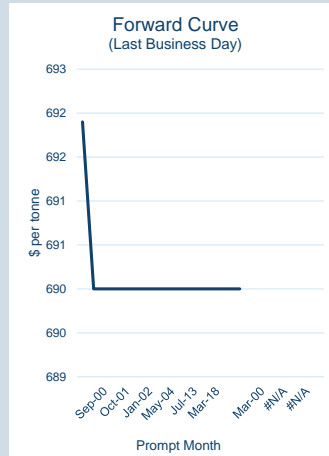
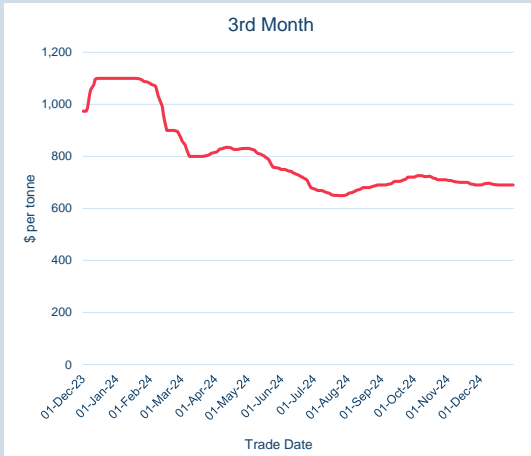
Volume (inc UNA) Dec-2024	
Lots	7,963
Tonnes	79,630

Volume Year To Date	
Lots	122,316
Tonnes	1,223,160



Prompt Month	End of Month - Daily Settlement	Volume (inc UNA)	End of Month - MOI
Dec-24	\$ 475.76	298	-
Jan-25	\$ 472.50	5,327	1,299
Feb-25	\$ 473.00	440	251
Mar-25	\$ 481.50	174	305
Apr-25	\$ 482.50	108	525
May-25	\$ 486.50	115	250
Jun-25	\$ 487.50	136	233
Jul-25	\$ 487.50	827	213
Aug-25	\$ 487.50	10	68
Sep-25	\$ 487.50	22	63
Oct-25	\$ 487.50	160	80
Nov-25	\$ 487.50	172	85
Dec-25	\$ 487.50	164	89
Jan-26	\$ 487.50	10	5
Feb-26	\$ 487.50	-	-



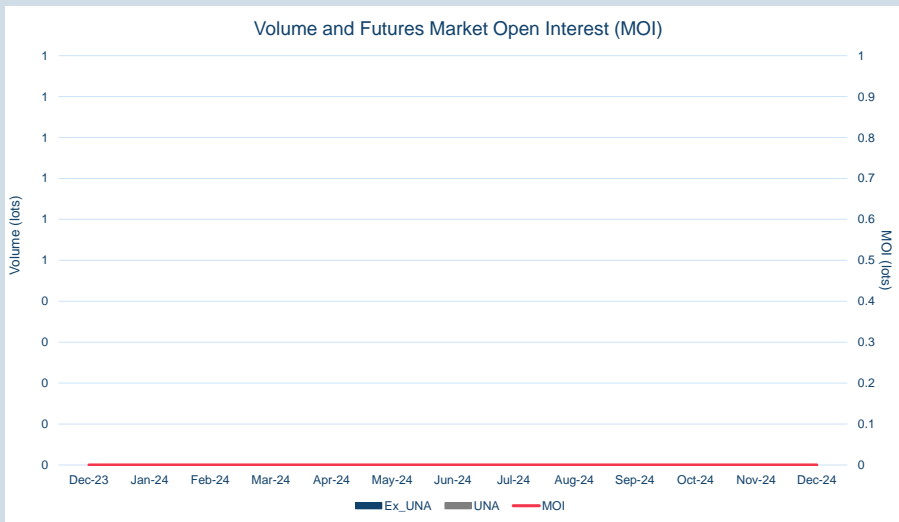


Front Month	
Average	\$693.29
Minimum	\$690.00
Maximum	\$700.00

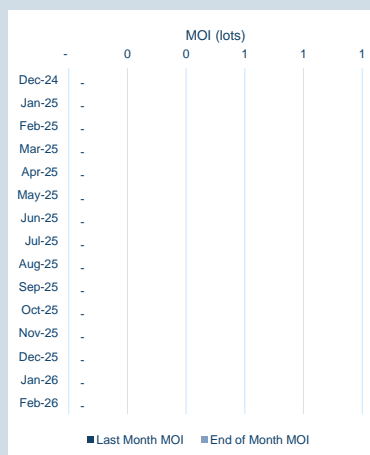
Volume (ex UNA) Dec-2024	
Lots	-

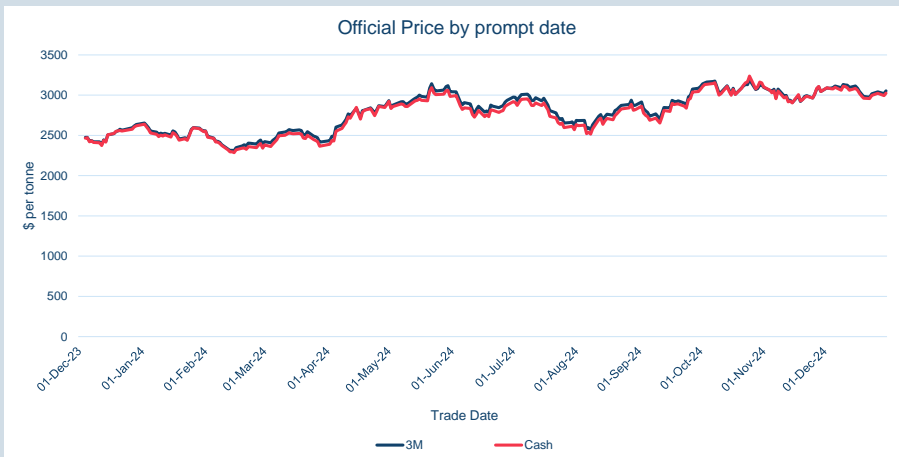
Volume (inc UNA) Dec-2024	
Lots	-
Tonnes	-

Volume Year To Date	
Lots	-
Tonnes	-



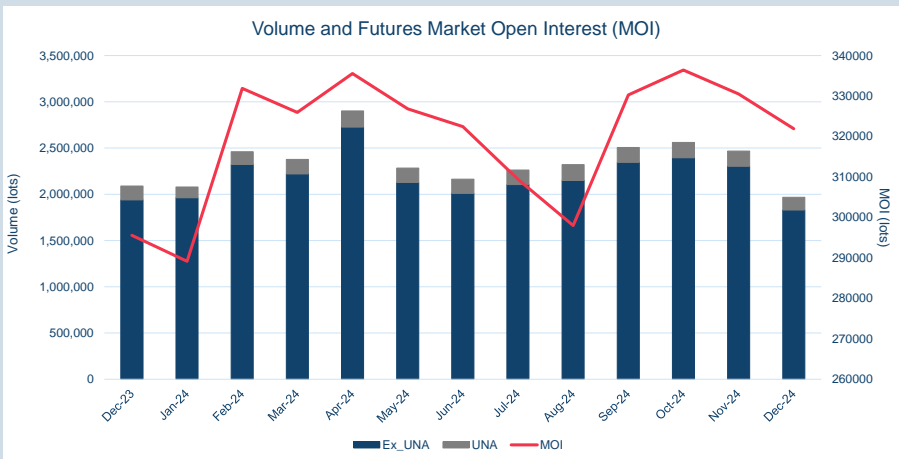
Prompt Month	End of Month - Daily Settlement	Volume (inc UNA)	End of Month - MOI
Jan-00	\$ 691.90	-	-
Feb-00	\$ 690.00	-	-
Sep-00	\$ 690.00	-	-
Jun-01	\$ 690.00	-	-
Oct-01	\$ 690.00	-	-
Dec-01	\$ 690.00	-	-
Jan-02	\$ 690.00	-	-
Apr-03	\$ 690.00	-	-
May-04	\$ 690.00	-	-
Jan-09	\$ 690.00	-	-
Jul-13	\$ 690.00	-	-
Jun-09	\$ 690.00	-	-
Mar-18	\$ 690.00	-	-
May-24	\$ 690.00	-	-
Jan-00	\$ 690.00	-	-





Cash	
Average	\$3,043.00
Minimum	\$2,958.00
Maximum	\$3,110.50

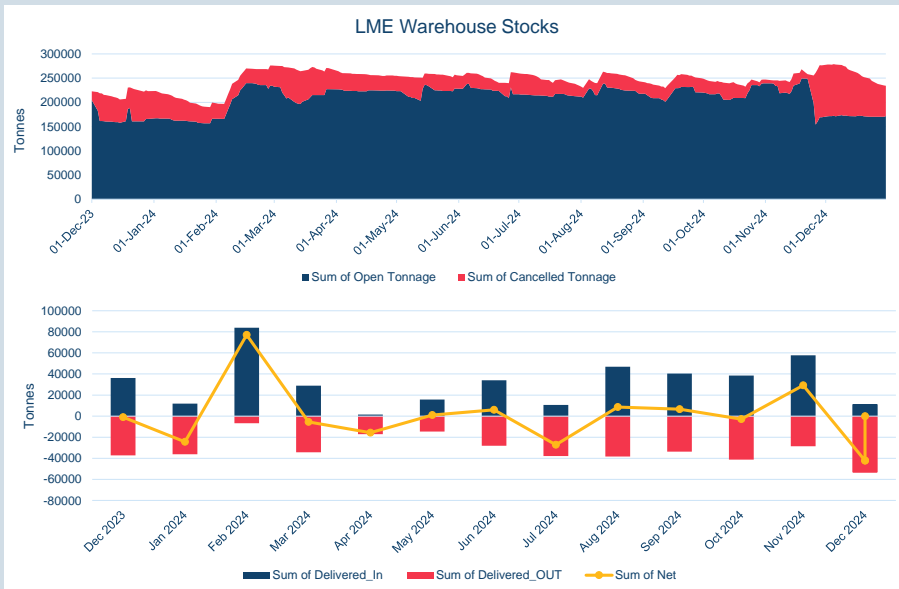
3M	
Average	\$3,064.55
Minimum	\$2,974.00
Maximum	\$3,133.00



Volume (ex UNA) Dec-2024	
Lots	1,830,421

Volume (inc UNA) Dec-2024	
Lots	1,967,534
Tonnes	49,188,350

Volume Year To Date	
Lots	28,346,961
Tonnes	708,674,025



Warehouse Stock - Dec-24	
Delivered In	11,225
Delivered Out	-53,400
Net	-42,175

Warehouse Stock - Year To Date	
Delivered In	381,225
Delivered Out	-370,350
Net	10,875